

ARTFORMA



User Manual  
Bluetooth Speaker



# Technical characteristics

The Bluetooth Speaker is a device that is paired with smartphone over Bluetooth interface And it plays music from smartphone. Speakers are mounted on the back of the mirror.



## Specification

<b>Audio power</b>	3W
<b>Frequency range</b>	100Hz-20kHz
<b>Speakers type</b>	Active
<b>Tightness class</b>	IP44
<b>Power supply</b>	12V DC
<b>Dimensions</b>	110mm x 50mm




# How to use it

1. First of all, connect the mirror to power supply.



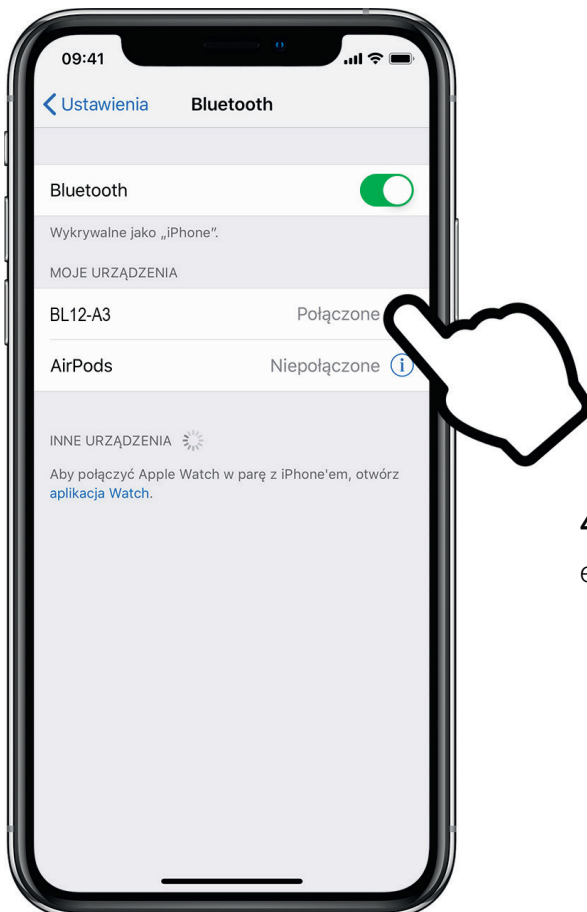
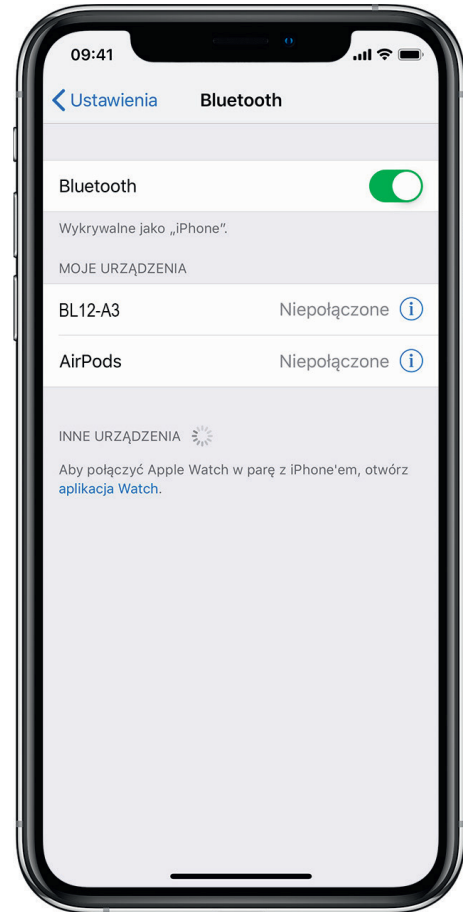
2. When the mirror will be powered, you will hear a sound meaning that speakers were activated.





# How to use it

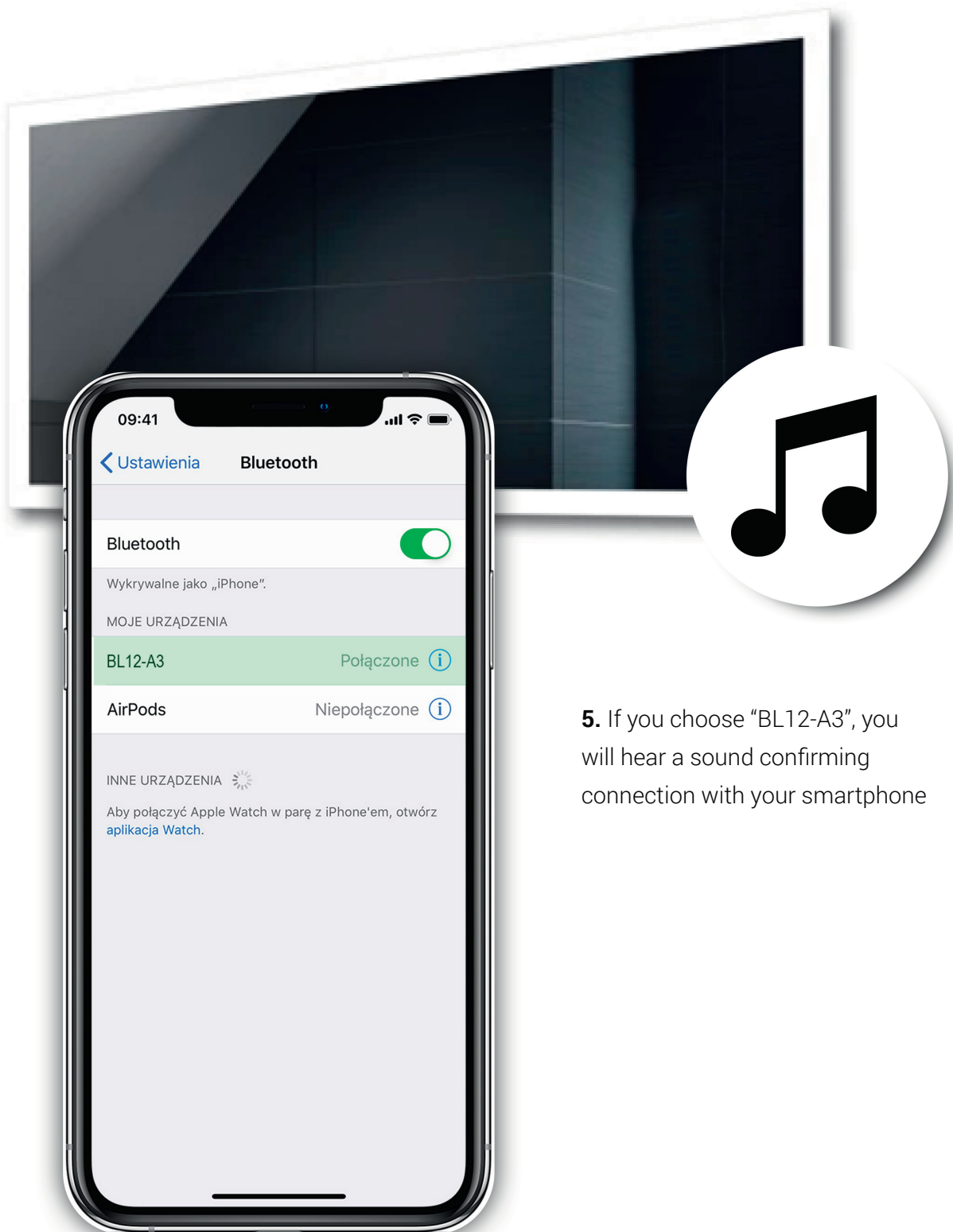
3. Then turn on the Bluetooth interface in your smartphone and make sure that it is visible for unknown devices.



4. When the list of available devices is displayed, choose a device named "BL12-A3".



# How to use it



**5.** If you choose "BL12-A3", you will hear a sound confirming connection with your smartphone



# How to use it

6. Once you complete these steps, speakers will work.





# ARTFORMA

FORAM Sp. z o.o. sp. k.  
Karpicko, ul. Jeziorna 3, 64-200 Wolsztyn

Mail EU: [info@artforma.eu](mailto:info@artforma.eu); Mail PL: [biuro@artforma.eu](mailto:biuro@artforma.eu)  
+48 68 422 73 65

**We work from Monday to Friday from: 9: 00 AM to 3. 00 PM**